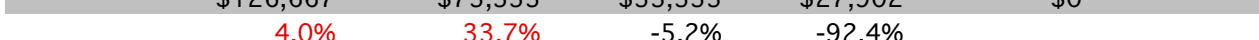
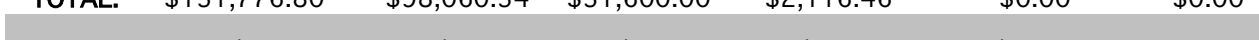
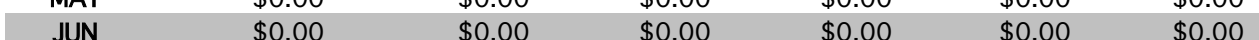
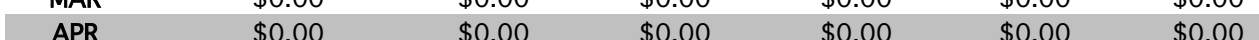
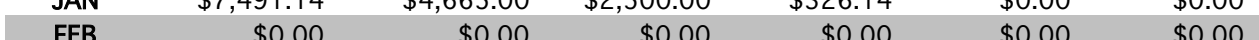
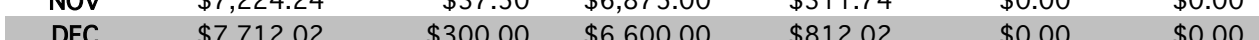
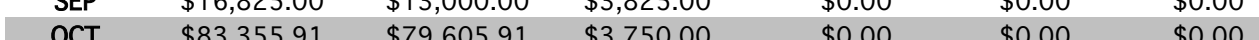
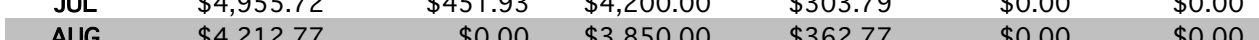
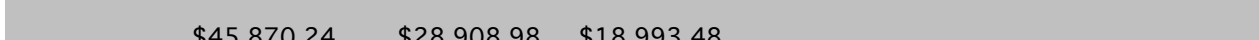


FISCAL 2011-12 YTD with Comparisons to Same Period Last Year and to Current Budget

MONTH:	TOTAL DEPOSIT	4030	4035	4050	4055	4056	4010	4040	4060
		ST. LOUIS CO REAL ESTATE	UTILITIES TAX	MDR SALES TAX	CAPITAL IMPR. TAX	PARKS TAX	MDR CIG TAX	MDR GAS TAX	ST. LOU CO RD & BRIDGE
JULY	\$30,325.09	\$74.72	\$0.00	\$12,457.07	\$5,217.44	\$2,743.06	\$289.52	\$2,102.53	\$10.54
AUGUST	\$17,832.70	\$0.00	\$0.00	\$6,859.45	\$2,592.52	\$988.31	\$181.72	\$2,125.79	\$0.00
SEPTEMBER	\$38,908.04	\$219.53	\$0.00	\$16,437.95	\$5,477.16	\$7,919.51	\$231.06	\$2,096.79	\$69.25
OCTOBER	\$24,645.46	\$84.11	\$0.00	\$10,451.29	\$4,088.13	\$1,641.97	\$228.56	\$2,128.39	\$20.33
NOVEMBER	\$21,581.78	\$276.48	\$0.00	\$8,097.31	\$2,995.47	\$1,688.89	\$166.16	\$2,003.21	\$121.65
DECEMBER	\$74,530.81	\$32,371.09	\$0.00	\$12,478.47	\$4,827.01	\$3,870.71	\$203.99	\$2,042.69	\$13,732.74
JANUARY	\$71,840.77	\$23,358.26	#####	\$8,508.50	\$4,292.56	\$2,079.93	\$211.14	\$1,806.17	\$10,178.17
FEBRUARY	\$0.00	\$0.00	\$0.00	\$0.00	\$0.00	\$0.00	\$0.00	\$0.00	\$0.00
MARCH	\$0.00	\$0.00	\$0.00	\$0.00	\$0.00	\$0.00	\$0.00	\$0.00	\$0.00
APRIL	\$0.00	\$0.00	\$0.00	\$0.00	\$0.00	\$0.00	\$0.00	\$0.00	\$0.00
MAY	\$0.00	\$0.00	\$0.00	\$0.00	\$0.00	\$0.00	\$0.00	\$0.00	\$0.00
JUNE	\$0.00	\$0.00	\$0.00	\$0.00	\$0.00	\$0.00	\$0.00	\$0.00	\$0.00
TOTAL:	\$279,664.65	\$56,384.19	\$13,905.45	\$75,290.04	\$29,490.29	\$20,932.38	\$1,512.15	\$14,305.57	\$24,132.68
SAME PERIOD FY 2011:		\$59,363	\$12,890	\$67,210	\$28,909	\$18,993	\$1,519	\$14,935	\$25,603
% CHANGE		-5.0%	7.9%	12.0%	2.0%	10.2%	-0.4%	-4.2%	-5.7%
Current Month:									
² SAME PERIOD BUDGET		\$59,363	\$13,534	\$65,507	\$30,166	\$14,668	\$1,318	\$13,440	\$25,398
% VARIANCE		-5.0%	2.7%	14.9%	-2.2%	42.7%	14.7%	6.4%	-5.0%
MONTH:	TOTAL:	TOTAL GENERAL:	5000 TRUSTEES	5020 SECRETARY	5030 ATTORNEY	5035 ACCT.	5040 OFF.SUPPLY	5050 DUES,ELECT	5060 MISC
JULY	\$20,211.45	\$4,269.05	\$1,556.77	\$46.25	\$1,683.79	\$0.00	\$75.62	\$0.00	\$50.00
AUGUST	\$21,604.40	\$7,172.30	\$1,179.37	\$120.05	\$2,291.00	\$150.00	\$1,593.06	\$625.00	\$256.51
SEPTEMBER	\$38,857.13	\$10,784.72	\$1,556.77	\$123.60	\$2,657.00	\$0.00	\$212.17	\$0.00	\$80.00
OCTOBER	\$98,984.06	\$4,886.84	\$1,556.77	\$109.73	\$2,347.00	\$0.00	\$95.48	\$0.00	\$0.00
NOVEMBER	\$26,065.67	\$7,830.16	\$1,934.17	\$91.55	\$768.00	\$3,285.00	\$527.25	\$0.00	\$92.59
DECEMBER	\$23,306.71	\$4,953.73	\$1,934.17	\$366.31	\$741.00	\$0.00	\$43.30	\$140.00	\$622.06
JANUARY	\$24,807.25	\$5,714.73	\$1,934.17	\$89.50	\$1,857.00	\$0.00	\$212.87	\$0.00	\$240.00
FEBRUARY	\$0.00	\$0.00	\$0.00	\$0.00	\$0.00	\$0.00	\$0.00	\$0.00	\$0.00
MARCH	\$0.00	\$0.00	\$0.00	\$0.00	\$0.00	\$0.00	\$0.00	\$0.00	\$0.00
APRIL	\$0.00	\$0.00	\$0.00	\$0.00	\$0.00	\$0.00	\$0.00	\$0.00	\$0.00
MAY	\$0.00	\$0.00	\$0.00	\$0.00	\$0.00	\$0.00	\$0.00	\$0.00	\$0.00
JUNE	\$0.00	\$0.00	\$0.00	\$0.00	\$0.00	\$0.00	\$0.00	\$0.00	\$0.00
TOTAL:	\$253,836.67	\$45,611.53	#####	\$946.99	\$12,344.79	\$3,435.00	\$2,759.75	\$765.00	\$1,341.16
SAME PERIOD FY 2011:		\$70,103	\$14,858	\$1,067	\$28,122	\$2,650	\$3,081	\$260	\$2,980
% CHANGE		-34.9%	-21.6%	-11.2%	-56.1%	29.6%	-10.4%	194.2%	-55.0%
SAME PERIOD BUDGET		\$50,960	\$15,144	\$1,358	\$11,333	\$3,000	\$2,625	\$869	\$2,316
% VARIANCE		-10.5%	-23.1%	-30.3%	8.9%	14.5%	5.1%	-12.0%	-42.1%

MONTH:	4070 MDR MOTOR FEE	4080 MDR MOTOR VEH. SALES	4300 MUNICIPAL COURT FINE	4600 LICENSE & FEES	4700 ESCROW ACCOUNT	4500 INTEREST INCOME	4900 MISC.	4950 RENTAL INCOME	4999 TRANSFER
JUL	\$304.55	\$494.41	\$684.00	\$3,926.49	\$0.00	\$9.85	\$44.00	\$1,966.91	\$0.00
AUG	\$271.77	\$423.21	\$1,659.00	\$754.23	\$0.00	\$9.79	\$0.00	\$1,966.91	\$0.00
SEP	\$392.96	\$609.84	\$3,378.00	\$100.00	\$0.00	\$9.08	\$0.00	\$1,966.91	\$0.00
OCT	\$288.46	\$433.58	\$806.00	\$2,502.54	\$0.00	\$5.19	\$0.00	\$1,966.91	\$0.00
NOV	\$270.55	\$386.80	\$2,078.00	\$885.64	\$75.00	\$3.71	\$421.00	\$2,111.91	\$0.00
DEC	\$344.14	\$401.35	\$2,263.00	\$25.00	\$0.00	\$3.71	\$0.00	\$1,966.91	\$0.00
JAN	\$247.58	\$384.11	\$1,049.00	\$2,654.04	\$0.00	\$3.95	\$1,075.00	\$2,086.91	\$0.00
FEB	\$0.00	\$0.00	\$0.00	\$0.00	\$0.00	\$0.00	\$0.00	\$0.00	\$0.00
MAR	\$0.00	\$0.00	\$0.00	\$0.00	\$0.00	\$0.00	\$0.00	\$0.00	\$0.00
APR	\$0.00	\$0.00	\$0.00	\$0.00	\$0.00	\$0.00	\$0.00	\$0.00	\$0.00
MAY	\$0.00	\$0.00	\$0.00	\$0.00	\$0.00	\$0.00	\$0.00	\$0.00	\$0.00
JUN	\$0.00	\$0.00	\$0.00	\$0.00	\$0.00	\$0.00	\$0.00	\$0.00	\$0.00
TOTAL:	\$2,120.01	\$3,133.30	\$11,917.00	\$10,847.94	\$75.00	\$45.28	\$1,540.00	\$14,033.37	\$0.00
	\$2,223	\$3,110	\$22,836	\$9,233	\$1,665	\$96	\$869	\$13,712	
	-4.6%	0.8%	-47.8%	17.5%	-95.5%	-52.8%	77.3%	2.3%	
	\$2,195	\$3,134	\$21,931	\$9,327	\$769	\$193	\$583	\$14,124	
	-3.4%	0.0%	-45.7%	16.3%	-90.3%	-76.6%	164.0%	-0.6%	
5070 UTILITIES	5080 FICA TAX	5090 INSURANCE	5150 BUILDING	MONTH:	PUBLIC SAFETY	6010 COUNTY	6020 COURT	6060 MISC	6070 EQUIP/SUPL.
\$406.62	\$0.00	\$75.00	\$375.00	JUL	\$10,986.68	\$9,752.28	\$1,134.17	\$0.00	\$100.23
\$407.31	\$0.00	\$0.00	\$550.00	AUG	\$10,219.33	\$9,752.28	\$416.25	\$0.00	\$50.80
\$568.92	\$166.26	\$5,000.00	\$420.00	SEP	\$11,247.41	\$9,752.28	\$1,495.13	\$0.00	\$0.00
\$283.40	\$219.46	\$75.00	\$200.00	OCT	\$10,741.31	\$9,752.28	\$946.75	\$0.00	\$42.28
\$358.94	\$272.66	\$0.00	\$500.00	NOV	\$11,011.27	\$9,752.28	\$1,258.99	\$0.00	\$0.00
\$509.23	\$272.66	\$0.00	\$325.00	DEC	\$10,640.96	\$9,752.28	\$781.75	\$0.00	\$106.93
\$431.52	\$272.66	\$0.00	\$677.01	JAN	\$11,601.38	\$9,752.28	\$1,849.10	\$0.00	\$0.00
\$0.00	\$0.00	\$0.00	\$0.00	FEB	\$0.00	\$0.00	\$0.00	\$0.00	\$0.00
\$0.00	\$0.00	\$0.00	\$0.00	MAR	\$0.00	\$0.00	\$0.00	\$0.00	\$0.00
\$0.00	\$0.00	\$0.00	\$0.00	APR	\$0.00	\$0.00	\$0.00	\$0.00	\$0.00
\$0.00	\$0.00	\$0.00	\$0.00	MAY	\$0.00	\$0.00	\$0.00	\$0.00	\$0.00
\$0.00	\$0.00	\$0.00	\$0.00	JUN	\$0.00	\$0.00	\$0.00	\$0.00	\$0.00
\$2,965.94	\$1,203.70	\$5,150.00	\$3,047.01	TOTAL:	\$76,448.34	\$68,265.96	\$7,882.14	\$0.00	\$300.24
\$3,200	\$2,366	\$5,000	\$6,240		\$89,597	\$78,120	\$10,595	\$639	\$243
-7.3%	-49.1%	3.0%	-51.2%		-14.7%	-12.6%	-25.6%	-100.0%	23.7%
\$3,463	\$2,512	\$5,000	\$5,933		\$89,126	\$78,018	\$10,412	\$426	\$270
-14.4%	-52.1%	3.0%	-48.6%		-14.2%	-12.5%	-24.3%	-100.0%	11.4%



rds ytd restricted	cap imp ytd restricted	parks ytd restricted
\$43,691.56	\$29,490.29	\$20,932.38
\$45,870.24	\$28,908.98	\$18,993.48
-4.7%	2.0%	10.2%
\$44,167	\$30,166	\$14,668
-1.1%	-2.2%	42.7%

MONTH:	ROAD & BRIDGES:	ROAD MAINTENANCE	TREES & LANDSCAPE	LIGHTING/ SNOW/MISC	6100 ESCROW:	6200 TRANSFERS
JUL	\$4,955.72	\$451.93	\$4,200.00	\$303.79	\$0.00	\$0.00
AUG	\$4,212.77	\$0.00	\$3,850.00	\$362.77	\$0.00	\$0.00
SEP	\$16,825.00	\$13,000.00	\$3,825.00	\$0.00	\$0.00	\$0.00
OCT	\$83,355.91	\$79,605.91	\$3,750.00	\$0.00	\$0.00	\$0.00
NOV	\$7,224.24	\$37.50	\$6,875.00	\$311.74	\$0.00	\$0.00
DEC	\$7,712.02	\$300.00	\$6,600.00	\$812.02	\$0.00	\$0.00
JAN	\$7,491.14	\$4,665.00	\$2,500.00	\$326.14	\$0.00	\$0.00
FEB	\$0.00	\$0.00	\$0.00	\$0.00	\$0.00	\$0.00
MAR	\$0.00	\$0.00	\$0.00	\$0.00	\$0.00	\$0.00
APR	\$0.00	\$0.00	\$0.00	\$0.00	\$0.00	\$0.00
MAY	\$0.00	\$0.00	\$0.00	\$0.00	\$0.00	\$0.00
JUN	\$0.00	\$0.00	\$0.00	\$0.00	\$0.00	\$0.00
TOTAL:	\$131,776.80	\$98,060.34	\$31,600.00	\$2,116.46	\$0.00	\$0.00
	\$81,137	\$22,494	\$30,741	\$27,902	\$1,665	
	62.4%	335.9%	2.8%	-92.4%	-100.0%	
	\$126,667	\$73,333	\$33,333	\$27,902	\$0	
	4.0%	33.7%	-5.2%	-92.4%		